

MOBOX 2022 Year End Review



Team MOBOX

Industry Overview

2022 is a series of challenges for blockchain game sector.

UAW dropped significantly

- from ~1.5M/day in Jan to ~800k/day in Dec

Volume declined in game sector

- from avg ~100M/week in Jan to ~5M/week in Dec

Downturn of major P2E projects

- flawed economic system and non-fun game designs

Collapse of FTX and Terra Luna

- lower confidence and undefined regulations

MOBOX in 2022

Accepting challenges as opportunities is the key to success.

Unbox metaverse of infinite possibilities

- Immersive, revolutionary gaming and social experience in MOMOverse

Prioritize high-quality game development

- Introduce 3 games diversifying portfolios for players

Focus on NFT interoperability

- Partner with Tier 1 IPs and improve cross platform functionality

Pursue strong partnerships

- Join forces with Tier 1 blockchain and gaming projects

MOBOX Platform Achievement



MOMOverse officially launch

- Resource Camps
- MoSocial
- MOHome



New Games:



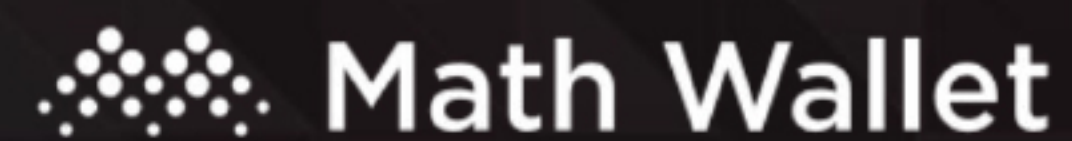

- Chainz Arena MOBOX Edition
- Moland Defense
- Clash of Moland



Major exchanges listing

Updated economic system

Noteworthy Partnership



MOBOX Platform Milestones

379 Million NFT trading volume

#3 in UAW on BSC

#1 in volume on BSC

#5 in volume across all blockchains

1.9 Million + NFT minted on BSC

First and **#1** Metaverse on BSC

3.5 Million + registered users

MOBOX Platform Milestones - NFT Trades

379 Million NFT trading volume

79 Million cumulative growth compared to 2021

Over **166 Million** NFT marketplace transaction volume in 2022

30-day NFT Trades Stats of most popular blockchain games



30-day NFT Trades Stats

Project	Volume (\$k)	Traders	Sales	Sales Per Trader	Rank in Volume	Rank in Traders	Rank in Sales
Axie Infinity	2,350	34,700	166,386	5	1	1	1
Sandbox	1,580	1,924	3,738	2	2	5	5
MOBOX	1,200	6,455	42,291	7	3	3	2
Alien Worlds	104.8	6,763	37,423	6	4	2	3
Benji Bananas	9.57	201	161	1	5	8	8
Splinterlands	6.91	317	1,303	4	6	7	7
Sunflower Land	3.47	823	703	1	7	6	6
Farmers World	0.43	1,981	37,423	19	8	4	4

MOBOX Platform Milestones - Transaction Volume

#1 in transaction volume in BSC game category

Most UAW among top 5 games in volume on BSC

#5 across all blockchains

5.83 Million in Dec

Top 20 games across all blockchain

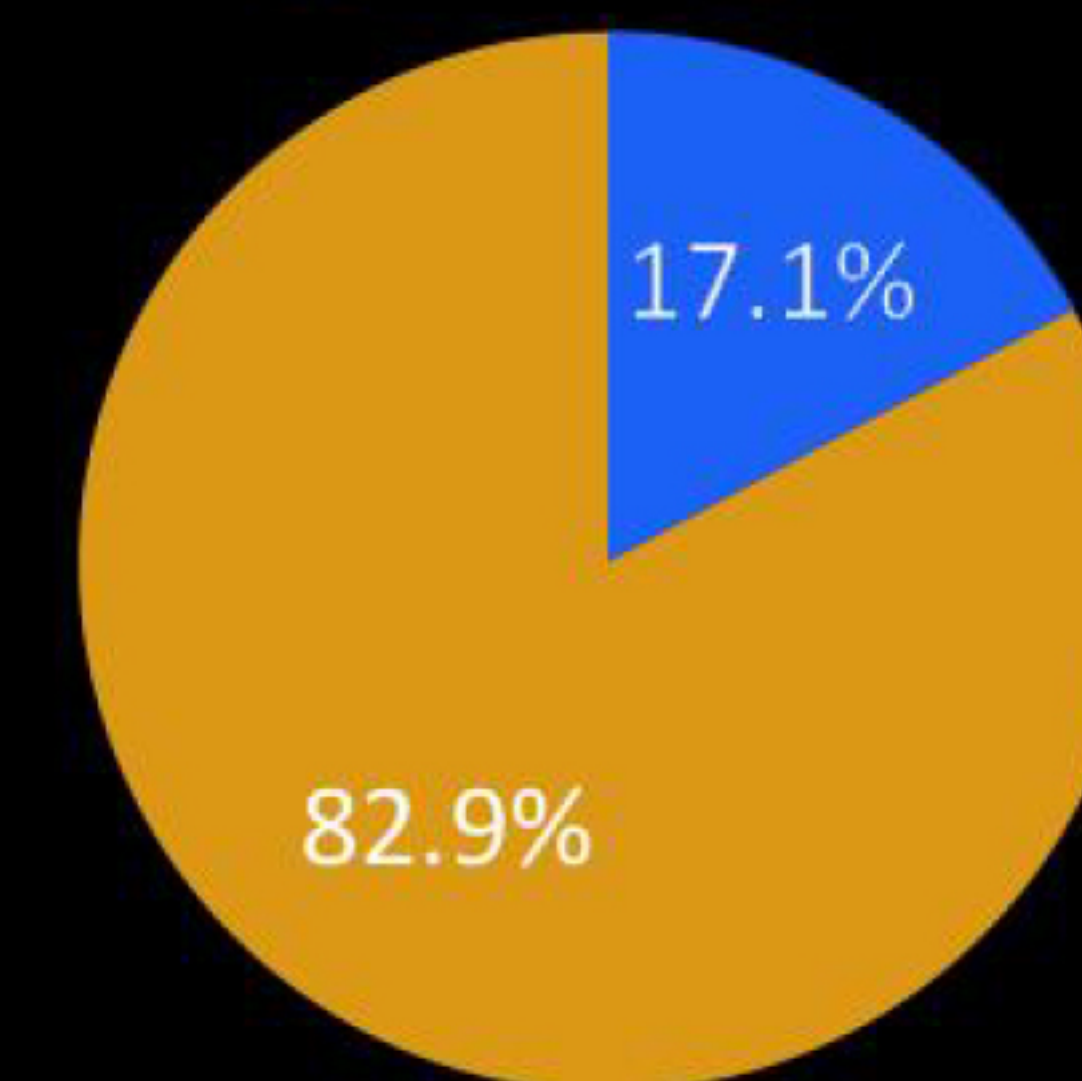
Avg. **5.16 Million** Median **1.84 Million**

Top 10 games on BSC

Avg. **2.46 Million** Median **2.27 Million**

Total Transaction Volume in 2022

● MOBOX ● Other Games



MOBOX Platform Milestones - UAW

#3 Blockchain game in UAW on BSC

30-day UAW: **31.51k**

Average UAW over the last 180 days : **6,213**

Top 10 blockchain games on BSC

30-day UAW avg: **27.94k**

30-day UAW median: **22.63k**

Highest transaction volume among top 5 games in UAW on BSC

MOBOX Token Stats

Token Hodlers: **200,694** (GALA: 196,872, AXS: 67,222)

Total Supply: **369,987,868**

MBOX Burned: **257,136,832**

Circulating Supply: **169,823,939 (17%)**

Buyback and burn pool: **10 Million +**



MOBOX Platform Stats

3.5 Million + registered users

Over **8,000** DAU

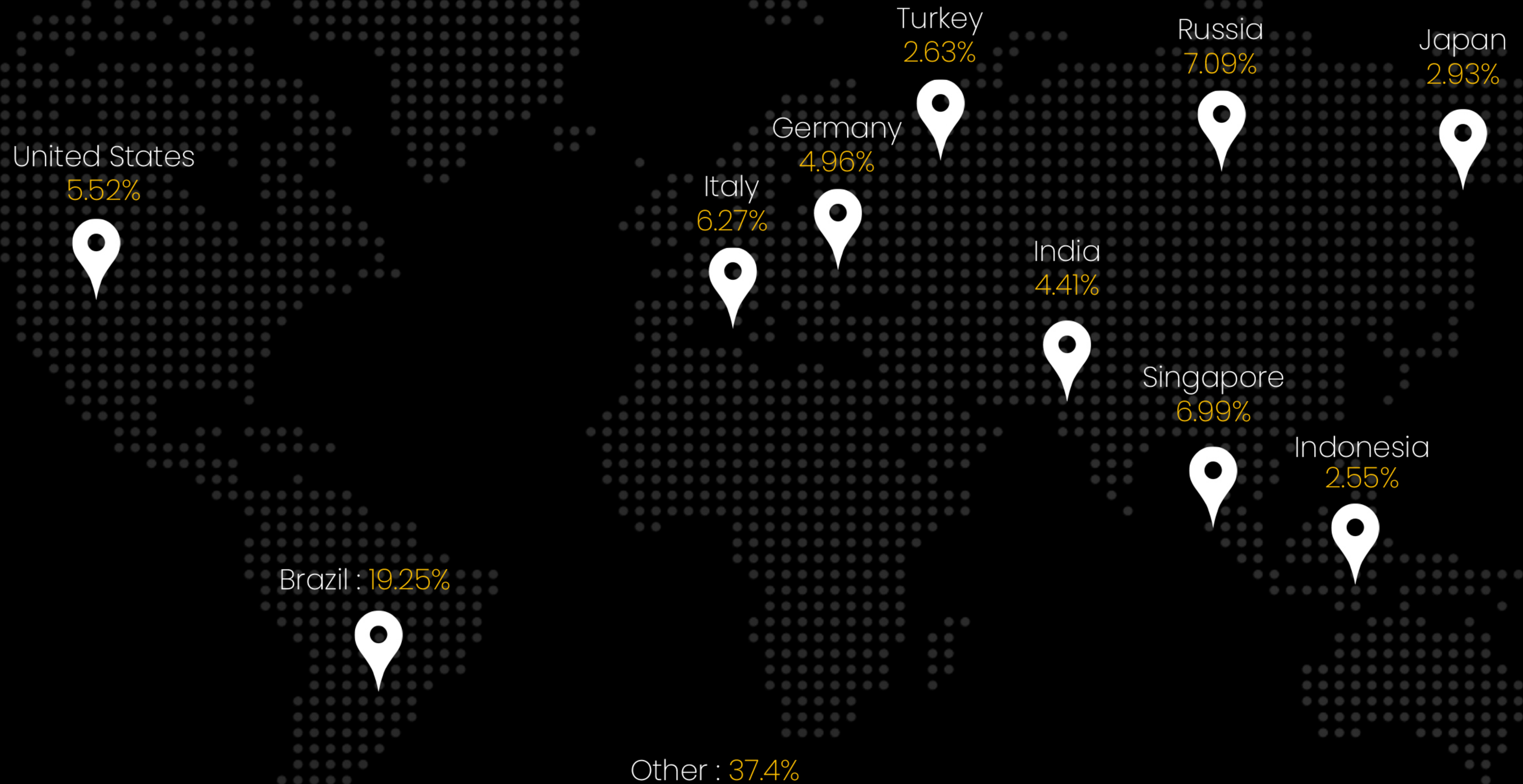
Over **40,000** UAW in the previous 30 days
(Outperformed **99%** counterparts)

PC **65%** Mobile **35%**

3 Million + visits/month

Average Engagement Time: **4m**

MOBOX Demographics



MOBOX Marketplace Stats



MOMO:

Total Sales: **984,590**

Total Volume: **247,405,462**



MEC:

Total Sales: **40,351**

Total Volume: **9,048,817.67**



Mystery Box:

Total Sales: **336,132**

Total Volume: **92,073,898.16**



Gem:

Total Sales: **74,866**

Total Volume: **19,936,003.76**

MOBOX Game Stats

Ranked by Active Player/Season

-  **#1 MOMOverse**
-  **#2 Clash of Moland**
-  **#3 Token Master**
-  **#4 Block Brawler**
-  **#5 Chainz Arena MOBOX Edition**
-  **#6 Moland Defense**

MOBOX Game Stats



Token Master

Total MBOX Spent: **9,078,912**

Total MBOX Rewarded: **14,058,213**

Total MEC Rewarded: **30,451,968**

MOBOX Game Stats



Block Brawler

Total MBOX Spent: **4,006,799**

Total MBOX Rewarded: **5,445,221**

Total MEC Rewarded: **22,749,243**

MOBOX Game Stats



Chainz Arena MOBOX Edition

Total MBOX Spent: **16,003,279**

Total MBOX Rewarded: **10,290,268**

Total MEC Spent: **45,950,812**

Total MEC Rewarded: **100,692,326**

MOBOX Game Stats



Moland Defense

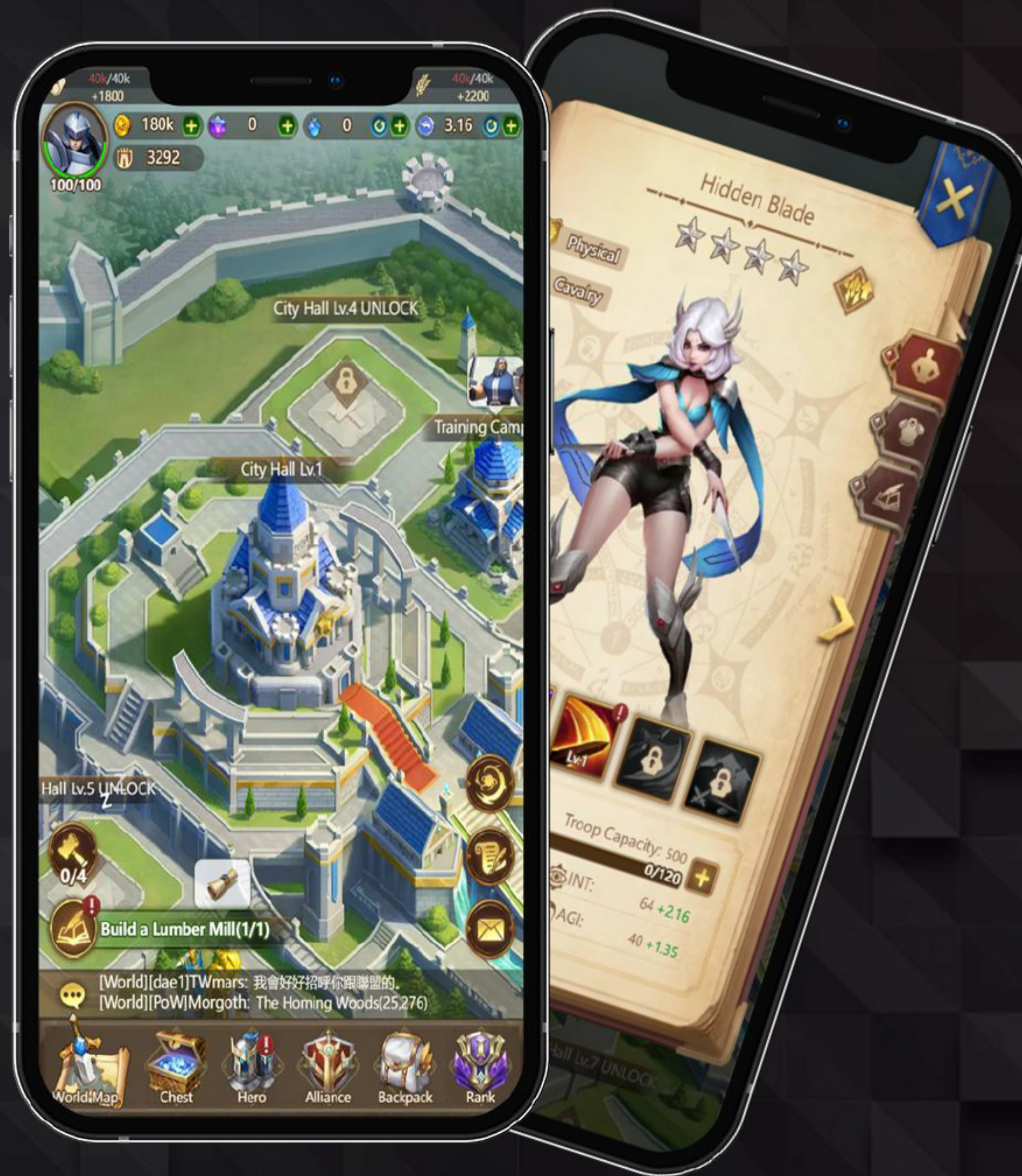
Total MBOX Spent: **11,899,573**

Total MBOX Rewarded: **7,888,259**

Total MEC Spent: **37,175,080**

Total MEC Rewarded: **56,325,173**

MOBOX Game Stats



Clash of Moland

Total MBOX Spent: **10,358,578**

Total MBOX Rewarded: **6,518,143**

Total MEC Spent: **12,378,122**

Total MEC Rewarded: **34,480,618**

MOMOVERSE Stats

FIRST and **#1** metaverse on BSC

Drove **500%** more users overnight when released

Total MBOX Spent: **8,178,416**

Momarket Trading Volume: **19,736,668** MBOX

Mohome Built: **5,421** (Jan 4th)

Average Engagement Time: **8m**



Team MOBOX

MOBOX 2022 Year End
Review